



USER'S MANUAL



GAMING KEYBOARD

M47 RGB

Congratulations on purchasing the TM REAL-EL keyboard!

Please read this User's Manual before using the unit and retain this User's Manual in safe place for future reference.

COPYRIGHT

© 2018. ENEL GROUP OU.

This Manual and information contained are copyrighted. All rights reserved.

TRADEMARKS

All trademarks are the property of their legal holders.

PACKAGE CONTENTS

- Keyboard – 1 pc
- User's Manual – 1 pc
- Warranty card – 1 pc













SPECIAL FEATURES

- Metal base
- RGB adjustable backlit
- Quick access to multimedia
- Reliable mechanical switches
- NKRO settings





SYSTEM REQUIREMENTS

- OC Windows XP/Vista/7/8/10.
- Free USB port.

DESCRIPTION OF SHORTCUT BUTTONS FUNCTIONS

Fn + F1  Open My computer	Fn + F7  Play/Pause
Fn + F2  Opens the Internet Search panel	Fn + F8  Stops playing the media
Fn + F3  Starts/Closes calculator	Fn + F9  Mutes the sound volume
Fn + F4  Turns on multimedia player	Fn + F10  Volume down
Fn + F5  Switches to the previous media track	Fn + F11  Volume up
Fn + F6  Switches to the next media track	Fn + F12  Lock the whole keys

EXTRA MODES

- FN + W – Change WSAD to arrows control ↑ ↓ ← →;
- FN + WIN – WIN lock;
- FN +  + / FN +  - - Brightness level control;
- FN +  + / FN +  - - Backlit speed level control.
- FN + PS - Change the color of the backlight.

Available backlight colors: red / green / blue / yellow / violet / blue / white.

- FN + INS ✖ – Change backlit effect (Support 12 color LED lighting effects):

1. «Breathing» mode
2. «Neon» mode
3. «Transform» mode
4. «Snake shape marquee» mode
5. «Ripple» mode
6. «Round-trip ripple» mode
7. «Single line ripple» mode
8. «Whole backlit» mode
9. «Single point color –changing» mode
10. «Single point backlit on» mode
11. «Single point backlit off» mode

Backlit of a symbol which was pressed, wait 2 sec for backlit switch off

12. «Backlit on and off combination » mode

Backlit switch off for symbol which was pressed, wait 2 sec for backlit on

- FN + ← / → – Backlit speed level control.
- FN + ↑ / ↓ – Backlit brightness level control.

Total 5 levels of speed and brightness.

FOR GAMING MODES AND CUSTOMIZED BUTONS

Gaming modes (FN + 1-8 butons):






- preset – 1 (FPS)/2 (CF)/3 (COD)/4 (RTS)/5 (LOL)/6 (CR)/7 (NBA)/8 (LOLs)*;
- customized – FN + 9 or 0.

Settings for customized modes:

- FN + 9 (CS) or FN + 0 (CS) – for choosing required custom record;
- FN + HM – setting selected keys for backlit;
- FN + END – saving;
- FN + INS – (On/Off backlight) and change the color of the backlight
- FN + W – WSAD change with ↑ ↓ ← →;
- FN + WIN – WIN block;
- FN + PS – 6KRO (6 keys rollover);
press again for NKRO (N-Key Rollover)

*FPS – First-Person Shooter, CF – Cross Fire, COD – Call Of Duty, RTS – Real-Time Strategy, LOL – League Of Legends, CR car rose, NBA – National Basketball Association, LOL simple – League Of Legends Simple.

INSTALLATION

- Connect the keyboard to an available USB port of your PC. Installation of the keyboard is automatic after its connection to a PC USB port.
- To activate the Win lock function, press “Fn” and . The overstrike of these keys turns off the Winlock function.
- To switch on backlit press Fn + INS  key. To increase or decrease the level of backlit press “Fn” and  + /  on a keyboard. Fn + INS  key turns off backlit.
- To control Multimedia, Windows appendixes and Internet, press the “Fn” key + one of the keys of fast access to Multimedia and Internet (see description above).

TROUBLESHOOTING

Problem	Solution
The keyboard is not working.	<ol style="list-style-type: none"> 1. Disconnect the keyboard from your PC and check connector pins for possible damage. If there is no external damage found and connector pins are OK, connect the keyboard to your PC again. 2. We recommend to address the nearest authorized service center.

TECHNICAL SPECIFICATIONS

Parameter, measurement unit	Value
Type	gaming/mechanical
Keys layout	104
Additional keys	12 Fn
Keys contacts mechanical switches	Jiate (Blue Switch)
Keyboard layout	Rus/Ukr/Eng
OS compatibility	Windows XP/Vista/7/8/10
Interface	USB
Communications technology	wired
Cable length, m	1.8
Error-free running time	more than 60,000,000 strokes
Dimensions, mm	440 × 32 × 135
Weight, g	950

Notes:

- **Technical specifications given in this table are supplemental information and cannot give occasion to claims.**
- **Technical specifications and package contents are subject to change without notice due to improvement of TM REAL-EL production.**



Model: **M47 RGB**

Manufacturer: ENEL GROUP OU, Katusepapi tn 6, Lasnamäe district, Tallinn city, Harju county, 11412, Estonia. Made in China.

© **Registered Trademark of ENEL GROUP OU. Estonia.**